

# ESC-RM1-2

## Double Pole Double Throw- Relay Module-Low Profile



### Product Overview

The ESC-RM1-2 Series comprises a range of double pole relays mounted in DIN rail bases, with 12Vdc, 24Vdc, 24Vac, 110Vac and 230Vac coils. A range of optional function modules which plug into the base is available. Designed to mount on TS35 Section DIN Rail.



### Product Features

- 2 x 8A / 250Vac DPCO Contact.
- Complete with DIN carrier and retaining clip.
- Large Range of AC and DC Coil options.
- Low current draw 10Vdc version.

### Product Overview

Coil Specification	Model	Description
Coil Rating:	ESC-RM1-2-12DC	12Vdc, Coil Current 33.3mA, Coil Resistance 360R ±10%
	ESC-RM1-2-24AC	24Vac, Coil Current 31.6mA, Coil Resistance 350R ±10%
	ESC-RM1-2-24DC	24Vdc, Coil Current 16.7mA, Coil Resistance 1140R ±10%
	ESC-RM1-2-230AC	230Vac, Coil Current 3.2mA, Coil Resistance 32500R ±15%
Contact Rating:	ESC-RM1-2-12DC	DPDT - 250V @ 8A (Resistive)
	ESC-RM1-2-24AC	DPDT - 250V @ 8A (Resistive)
	ESC-RM1-2-24DC	DPDT - 250V @ 8A (Resistive)
	ESC-RM1-2-230AC	DPDT - 250V @ 8A (Resistive)
Max. Breaking Voltage:	440Vac	
Rated Breaking Capacity:	2000VA	
Dielectric Strength:	5000Vrms (coil / contact)	
Contact Material:	AgNi 90/10	
Terminals:	Rising Clamp for 0.5-2.5mm <sup>2</sup> cable	
Ambient Temperature Range:	-25°C to 85°C	
Dimensions:	77 x 15.5 x 69mm (max.)	
Country of Origin:	United Kingdom	

### Order Codes

Part Number	Description
ESC-RM1-2-12DC	Double Pole Double Throw Relay Module 12Vdc Coil
	Relay Part No: ESC84-2012-35-1012, Base & Clip: ESC14F-2Z-C3
ESC-RM1-2-24AC	Double Pole Double Throw Relay Module 24Vac Coil
	Relay Part No: ESC84-2012-35-5024, Base & Clip: ESC14F-2Z-C3
ESC-RM1-2-24DC	Double Pole Double Throw Relay Module 24Vdc Coil
	Relay Part No: ESC84-2012-35-1024, Base & Clip: ESC14F-2Z-C3
ESC-RM1-2-230A	Double Pole Double Throw Relay Module 230Vac Coil
	Relay Part No: ESC84-2012-35-5230, Base & Clip: ESC14F-2Z-C3

# ESC-RM1-2



## Double Pole Double Throw- Relay Module-Low Profile

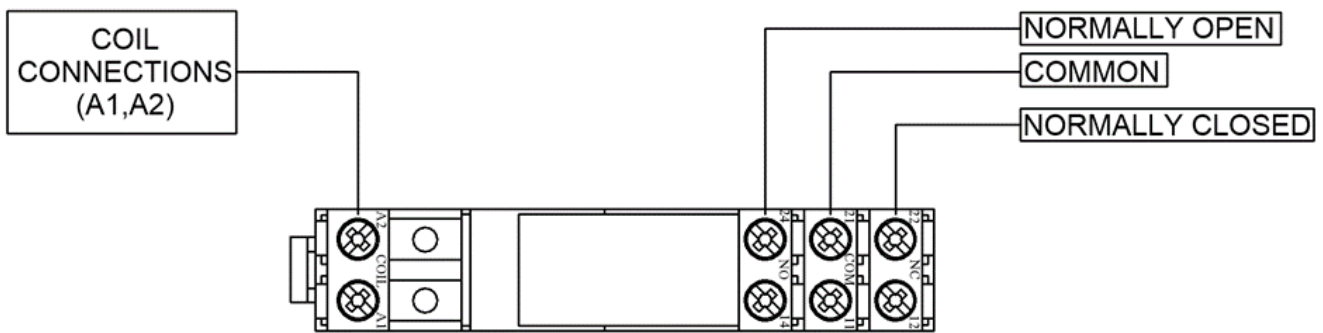
### Installation

The ESC-RM1-2-x should be installed by a suitably qualified technician in conjunction with any guidelines for the equipment which it is to be connected to. Field wiring should be installed to satisfy the requirements set out by the manufacturer of the equipment that the module is being connected to using screened cable where necessary.

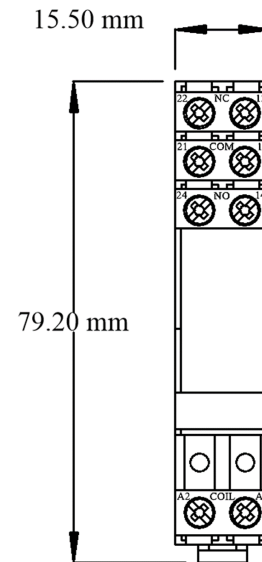
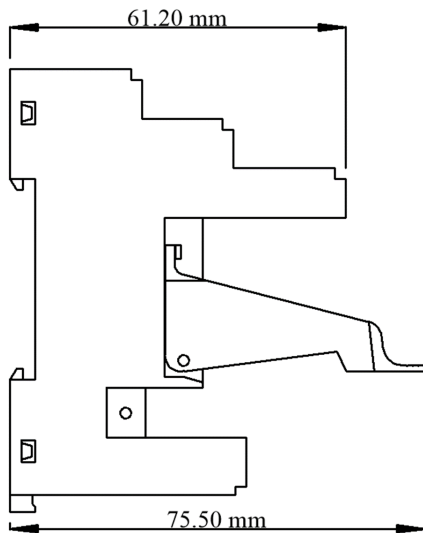
**WARNING!** The ESC-RM1-2 is designed to switch mains voltage and therefore dangerous voltages may be present on the module. Ensure that the power is isolated before working on this module.

The ESC-RM1-2 would typically be located within the controller section of a BMS control panel. The module can be snapped on to standard “top hat” profile DIN rail by leveraging the clip downwards to allow the unit to locate without the need for excessive force.

### Description & Connections



### Dimensions



### Datasheet Content

Every effort has been taken in the production of this data sheet to ensure accuracy. Axio do not accept responsibility for any damage, expense, injury, loss or consequential loss resulting from any errors or omissions. Axio has a policy of continuous improvement and reserves the right to change this specification without notice.