

AX-FC-STR-1-xxx

Five Speed Transformer Speed Controller



Product Description

Designed for easy and trouble free installation, the AX-FC-STR-1 Series of surface mounted 5 speed manual fan speed controllers feature an IP54 housing suitable for use in humid environments. The units incorporate a 6 step manual selector knob on the front 0 to 5. The AX-FC-STR1-xx Series have suitably rated integral fuses and comply with the relevant CE directives. Only to be used with fans or pumps that are suitable for speed control. The motor should be internally protected against overheating.

Features

- 5 Speed Manual Fan Speed Control
- Ten Variants 0.8 to 20A
- Suitable for 230Vac 50/60Hz Motors
- Integral Fuse
- Surface Mount

Product Specifications

Inputs:	230Vac 1 phase 50/60Hz									
Control Type:	5 Step Manual via a 6 position Knob									
Ratings:	STR1-08	STR1-15	STR1-22	STR1-35	STR1-50	STR1-75	STR1-100	STR1-130	STR1-160	STR1-200
Current	0.8A	1.5A	2.2A	3.5A	5A	7.5A	10A	13A	16A	20A
Fusing	1.5A	2A	2.5A	5A	8A	10A	14A	18A	25A	30A
Dimensions:	See over page									
Weight:	See over page									
Ambient Temp:	0 to 40°C									
Protection:	IP54									
CE Certificates:	EMC 89/336/CEE and 92/31/CEE LVD 73/23/CEE									
Country of Origin:	EU									

Order Codes

AX-FC-STR1-08	Surface Mounted 5 Speed Manual Fan Speed Controller 0.8Amp
AX-FC-STR1-15	Surface Mounted 5 Speed Manual Fan Speed Controller 1.5Amp
AX-FC-STR1-22	Surface Mounted 5 Speed Manual Fan Speed Controller 2.2Amp
AX-FC-STR1-35	Surface Mounted 5 Speed Manual Fan Speed Controller 3.5Amp
AX-FC-STR1-50	Surface Mounted 5 Speed Manual Fan Speed Controller 5.0Amp
AX-FC-STR1-75	Surface Mounted 5 Speed Manual Fan Speed Controller 7.5Amp
AX-FC-STR1-100	Surface Mounted 5 Speed Manual Fan Speed Controller 10Amp
AX-FC-STR1-130	Surface Mounted 5 Speed Manual Fan Speed Controller 13Amp
AX-FC-STR1-160	Surface Mounted 5 Speed Manual Fan Speed Controller 16Amp
AX-FC-STR1-200	Surface Mounted 5 Speed Manual Fan Speed Controller 20Amp

AX-FC-STR1-xx - Issue 1.0 - 15/8//2007

Page 1 of 2

Unit 21, Highview, High Street, Bordon, Hampshire. GU35 0AX.

Tel: +44 (0)1420 487788 Fax: +44 (0)1420 487799

Email: sales@axio.co.uk

www.axio.co.uk

AX-FC-STR-1-xxx

Five Speed Transformer Speed Controller



Installation:

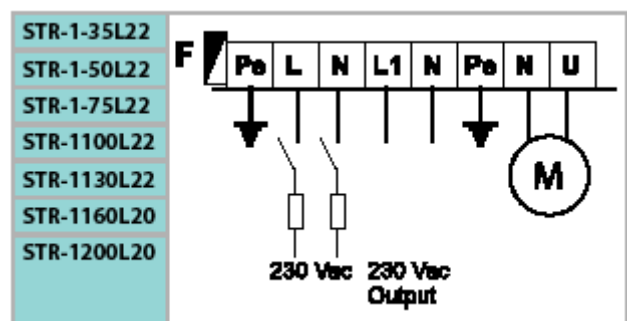
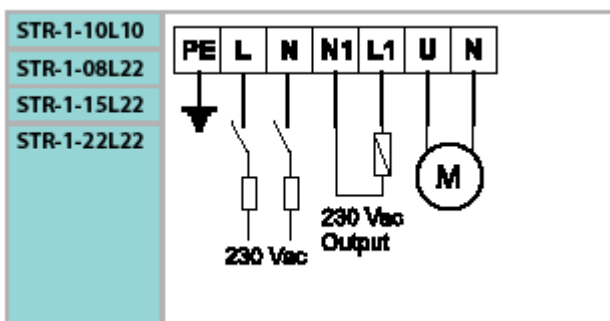
Installation must only be carried out by a fully trained electrician and must be in accordance with local regulations. Disconnect or otherwise completely turn OFF the electricity supply before installation. It is the installers responsibility to ensure that installation is carried out in a safe manner and that the final installation complies with all relevant standards.

Surface Mounting

Disconnect the electricity supply

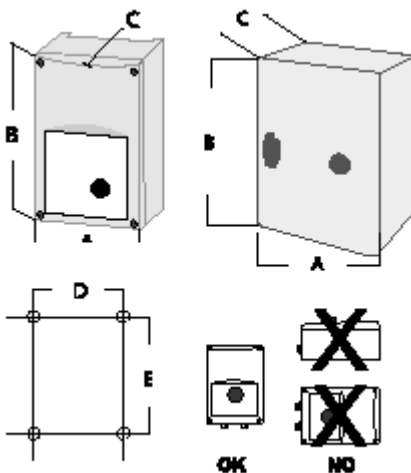
Remove the Controller from the supplied Surface Mount Case by gently pulling. Then pull off the adjustment knob and undo the securing nut. The front plate will then lift off. Mount the surface mounting case to the wall using suitable screws. Connect the relevant cables in accordance with the wiring diagram above and in accordance with local regulations. Mount the inner case into the surface mounting case using the screws

Connection Diagram:



Type L22: by exchanging the fastonclip connectors on the transformer, one can adjust the order of switching and the voltage corresponding to each step of the switch.

Dimensional Diagram:



	A	B	C	D	E	net weight	gross weight	enclosure
STR-1-10L10	84	160	88	71	108	1,3 kg		plastic
STR-1-08L22	115	205	100	98	140	1,7 kg		plastic
STR-1-15L22	115	205	100	98	140	2,1 kg		plastic
STR-1-22L22	115	205	100	98	140	2,3 kg		plastic
STR-1-35L22	170	255	140	155	194	4,7 kg		plastic
STR-1-50L22	170	255	140	155	194	5,0 kg		plastic
STR-1-75L22	200	305	140	183	236	7,6 kg		plastic
STR-1-100L22	300	325	185	255	255	12,9 kg		steel
STR-1-1130L22	300	325	185	255	255	15,6 kg		steel
STR-1-1160L20	300	425	235	255	355	18,4 kg		steel
STR-1-200L20	300	430	235	255	355	21,0 kg		steel